



EMPOWERMENT

OPPORTUNITY CENTER



Helping low income and senior citizens enhance their dignity and quality of life by providing skills, knowledge, and the power of work through community-based coordinated services.

2020

ANNUAL REPORT

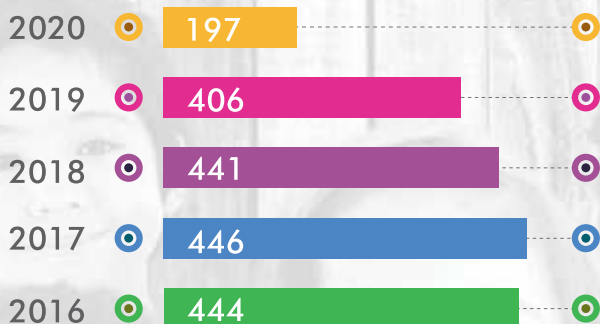
We envision a community where everyone works together to empower all people to reach self-sufficiency, eliminate poverty, and help senior citizens live independently with dignity and respect.

IN 2020 WE SERVED...

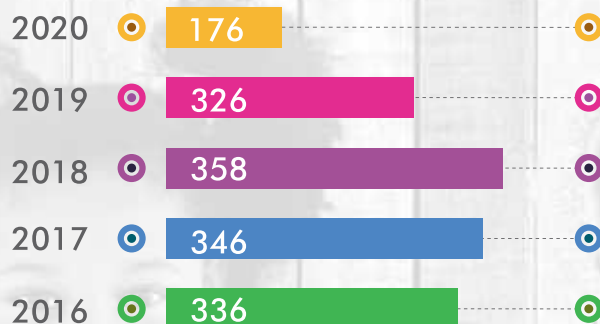
2,735	HOUSEHOLDS WITH UTILITY ASSISTANCE
1,020	FOOD BOXES TO SENIORS
42	PEOPLE WITH JOB TRAINING AND EMPLOYMENT READINESS SERVICES
3	HOUSEHOLDS WITH ACCESSIBILITY MODIFICATIONS TO THEIR HOMES
33	HOUSEHOLDS WITH WEATHERIZATION ASSISTANCE
126	PEOPLE WITH HOMELESS SERVICES
197	CHILDREN AND THEIR FAMILIES THROUGH ANNA WATERS HEAD START PROGRAM
163	PEOPLE SERVED BY EMERGENCY COVID RELIEF

ANNA WATERS HEAD START

ACTUAL ENROLLMENT



TRANSPORTATION ASSISTANCE



WE ENGAGE OUR HEAD START PARENTS & FAMILIES!

In 2020 we conducted the following Parent Engagement Activities:

- Parent Committee Meetings
- Policy Council Meetings
- Male Engagement Activities
- Parent Appreciation Events
- Special Women Activities
- Family Literacy Nights

WE SERVE ABOUT 15% OF ELIGIBLE STUDENTS

- Approximately 1,284 low income 3 and 4 year olds live in Macon County.
- 85% of Head Start children received dental exams.
- 100% of Head Start children received medical exams.

ANNA WATERS HEAD START

AVERAGE MONTHLY HEAD START ENROLLMENT

187

August 2019 – April 2020

August	187
September	187
October	187
November	187
December	187
January	187
February	187
March	187
April	187

In 2020 our Head Start students benefited from enrollment and instruction, according to the Teaching Strategies Gold Outcomes

The goal is that 85% of children will meet or exceed age appropriate targets.

• Social/Emotional Development	94%
• Physical Motor	99%
• Language	94%
• Cognitive	94%
• Literacy	94%
• Mathematics	93%

PROGRAM EXPENSES HEAD START

Salaries and Fringes	\$1,258,572
Contractual Services	\$389,684
Direct Client Assistance	\$49,453
Insurance	\$31,788
Equipment Rental and Repairs	\$26,531
Occupancy	\$189,107
Postage	\$1,731
Advertising	\$994
Telephone	\$28,540
Supplies	\$228,609
Printing	\$776
Minor Equipment	\$107,346
Travel	\$945
Training and Conferences	\$42,685
Dues and Subscriptions	\$2,463
Depreciation	\$60,704
Other Costs	\$436

TOTAL EXPENSES **\$2,420,364**

SCHOOL READINESS GOALS

The goal is that 85% of children will meet or exceed age appropriate targets.

• Physical Development	99%
• Social/Emotional Development	94%
• Approaches to Learning	94%
• Language & Literacy	94%
• Cognitive & Knowledge Development	94%

OUR BUDGET

Empowerment Opportunity Center is a not-for-profit Community Action Agency which serves economically and socially disadvantaged persons in Macon County, Illinois.

Our most recent financial audit for FY 2020 had no internal control or compliance findings. There were no questioned costs or other issues for that audit period. The amounts below are taken from our annual audit reports prepared by Sikich CPA and per their reports. DMCOCC does not have any outstanding audit issues with any funding sources and is in compliance with GAAP, 2 CFR, 200 of 45 CFR 75.

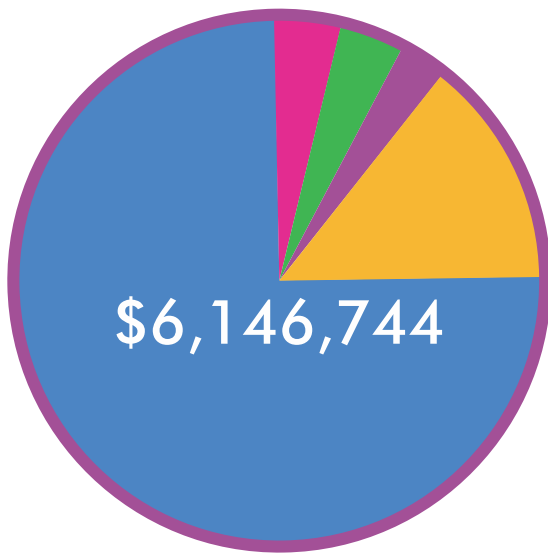
DMCOCC BOARD OF DIRECTORS

Andrew Weatherford, President
 Antonio Brown, Vice President
 Dorothy McFadden-Parker, Treasurer
 Carol Jontry, Assistant Treasurer
 Abbey Bradford, Secretary

Brittany Dent
 Michael Diggs
 Richelle Irons
 Georgette Page
 Carmin Ross
 Marty Watkins
 Marquitta Pipes
 Laquitta Ford
 James Gresham
 Doris Anison

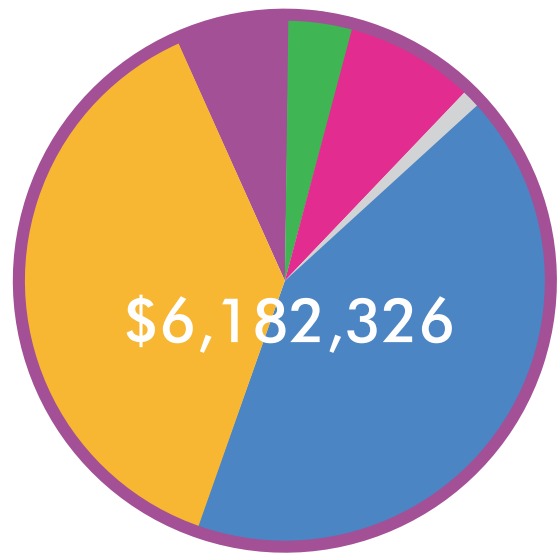


REVENUE SOURCES



■ Federal Grants 75% ■ In-Kind 4%
 ■ Contributions 4% ■ Other 3% ■ State Grants 14%

EXPENSES



■ Head Start 42% ■ Energy Assistance 38%
 ■ Management and General 7% ■ CSBG Programs 4%
 ■ Senior Program 8% ■ Homeless Services 1%